



MEASURING HUB

- 2 DEVICE indication on main screen
- FORMULA
- SYNCRONIZATION
- 2D and ON-LINE SYNC GRAPTH
- QUICK autoconnection
- 2 axis MEMORY MANAGER


PROBE MODE

- PROBE MODE-saving data by Probe Touch
- AUTO-PROBE MODE - Touch volue compensation
- quick WIRELESS Probe connection

2D MODE

- 2 AXIS measuring
- SYNC reading
- 2D GRAPH
- 2D DATA transfer
- WIDE CONFIGURABLE

PROBE



2D



CONNECTION POSSIBILITIES

4 MODES OF DATA TRANSFER (2 WIRELESS MODES+USB+MODBUS)

WIRELESS CONNECTION TO MDS APP

WIRELESS data transfer to MICROTECH MDS app for Windows, Android, iOS

FREE SOFTWARE
Windows iOS android
NO DONGLE

- SAVING DATA TO XLS. CSV FORMATS
- TRANSFER DATA TO CAD, SPC OR OTHER SOFTWARE
- TRANSFER DATA TO EXCEL OR OTHER TABLE EDITORS
- SAVING GRAPH

NEW MODES

WIRELESS HID CONNECTION USB HID CONNECTION

NO DONGLE
Windows iOS android LINUX macOS

WIRELESS HID and USB HID data transfer (like keyboard) direct to any customers app and system

- TRANSFER DATA TO CAD, SPC OR OTHER SOFTWARE
- TRANSFER DATA TO EXCEL OR OTHER TABLE EDITORS
- TRANSFER DATA TO ANY BROWSE OR APP

CONNECTION STATUS INDICATION

- WIRELESS DISCONNECTED
- WIRELESS CONNECTED
- WIRELESS HID CONNECTED
- USB HID DISCONNECTED
- USB HID CONNECTED

WIRELESS DATA TRANSFER POWER REGULATING



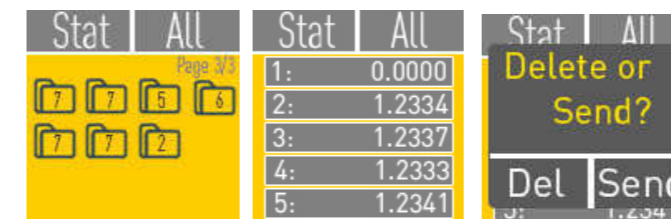
SWTICH ON/OFF WIRELESS data transfer
Select Data transfer **POWER** to increase data transfer distance

WIRELESS HID & USB HID DATA TRANSFER CONFIG



WIRELESS & USB HID data format configuring to transfer to tables and app's
- Arr down / Contol+Left/ Tab
- Dot/ Comma
Data transfer direct to customer app's

TRANSFER DATA FROM INTERNAL MEMORY



It's possible to collect data to Memory or to separate Folders.
Folders size can be changed
Data can transfered: separate values, All Folder, All Memory

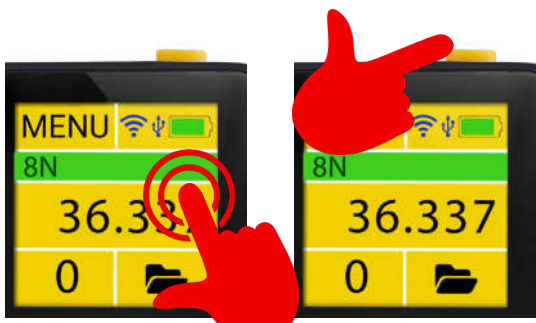
RELEASE: MAY 2023



MODBUS PLC CONNECTION

- MODBUS industrial communication
- RS485 4wire connection
- INDUSTRIAL 4-wire socket
- SERVICE CONFIG app including
- OPTION for TABLET indicator, micrometer, caliper, height gauge and other

7 WAYS TO TRANSFER DATA TO PC OR TABLET



TOUCHSCREEN TAP BUTTON PUSH



SELECTED FORCE



FROM SYNC DEVICE



BY TIMER



FROM MEMORY



IN MDS APP

FIRMWARE UPDATE



USB DATA CABLE



CONNECT WITH USB DATA CABLE TO WINDOWS PC AND USE FREE MICROTECH APP TO UPDATE TO LATEST FIRMWARE

CUSTOMER CAN ORDER **CUSTOM** FIRMWARE

- CUSTOM **FORMULA**
- CUSTOM **GRAPHIC**
- CUSTOM **INTERFACE**
- CUSTOM **CONNECTION PROTOCOL**
- CUSTOM **FUNCTIONS**
- FIRMWARE UPDATING THROU USB-port

